

Impatiens (New Guinea) Divine™ F₁ Series

Annuals Culture (revised 02/22/19)

(*Impatiens hawkeri*)

Plug crop time: 5 to 6 weeks

Transplant to finish: 6 to 7 weeks

- Divine is an affordable, high-quality alternative to *I. walleriana*, with high resistance to Impatiens downy mildew, more single colours and mixes than other series, more vigour in planters and landscapes, and more consistent colour and seed quality.
- Grower-friendly series is perfect for shade garden premium packs, 4-in./10-cm and quart pot programs.
- Range of production sizes offers flexible product assortment and pricing opportunities.
- Best-in-class seed quality delivers consistent, transplantable yields and quick crop time from plugs.
- 6 to 7-week finishing of premium packs from a 288 plug makes Divine a good fit in bedding plant production schemes.
- Uniform, full and big-bloomed plants also make lush hanging baskets and containers with all-season colour.
- Foliage ranges from green to bronze-green.

General Information

Exposure	Bloom Season	Height	Spread	Spacing
Sun, Shade	Spring, Late Spring, Summer, Late Summer	10-14 in. (25-36 cm)	12-14 in. (30-36 cm)	8 in. (20 cm)

Germination

Seed Form	Recommended Plug Size	Seeds/Cell	Plug Crop Weeks	Days to Germinate	Initial Media pH/EC	Cover Seed
RAW	288	1	5-6	5-8	5.8-6.2 pH 0.75 mmhos/cm	No

Plug Production

	Stage 1	Stage 2	Stage 3	Stage 4
Moisture	Level 5	Level 3-4	Level 3-4	Level 3-4
Temperature	74-77°F (23-25°C)	70-74°F (21-23°C)	70-74°F (21-23°C)	70-74°F (21-23°C)
Light	Light	2,500 f.c. (26,900 Lux)	2,500-5,000 f.c. (26,900-53,800 Lux)	2,500-5,000 f.c. (26,900-53,800 Lux)
Fertilizer	Less than 100 ppm N - Less than 0.7 EC	Less than 100 ppm N - Less than 0.7 EC	Less than 100 ppm N - Less than 0.7 EC	Less than 100 ppm N - Less than 0.7 EC
PGR		daminozide/1,250 ppm/Spray paclobutrazol/1/2-1 ppm/Spray	daminozide/1,500-3,500 ppm/Spray paclobutrazol/1/2-1 ppm/Spray	daminozide/1,500-3,500 ppm/Spray paclobutrazol/1/2-1 ppm/Spray

Propagation Key Tips

Transplanting: Flowering may be delayed from crowded conditions in a plug tray. Do not allow plugs to get rootbound. Growth Regulator: Negative DIF and DROP work very well for New Guinea Impatiens height control. As necessary, daminozide can be applied as a spray at 1,250 ppm at first true leaf, followed by rates as high as 3,500 ppm if conditions warrant. Paclobutrazol spray at a low rate (0.5 to 1 ppm) is also effective at first true leaf stage.

Growing on to Finish

Growing on Temperature	Target Media pH/EC	Fertilizer	Daylength
(day) 68-76°F (20-24°C) (night) 65-68°F (18-20°C)	6.2-6.5 pH 0.75-1.0 mmhos/cm	100 to 175 ppm N - 0.7 to 1.2 EC	Day Neutral

Crop Scheduling

Container Size	Plugs/Pot	Crop Time	Season	PGR
306 Pack	1 (ppp)	6-7 (weeks)	Spring	-
4"/4.5"/Quart	1 (ppp)	6-7 (weeks)	Spring	-
5"/6"/1 Gallon	1-2 (ppp)	8-9 (weeks)	Spring	-

Fertilizer Notation

New Guinea Impatiens are moderate feeders. Excessive fertilizer causes leafy, lush growth and diminished flowering. Maintain medium EC below 1.0 mS/cm. Avoid high-ammonium and high-phosphorus fertilizer. Use a medium level fertilizer at 100 to 150 ppm nitrogen once per week. Selection of a constant liquid feed program is dependent on local environment and can vary widely from 50 to 150 ppm nitrogen. Use a lower rate when ADT is low. Plants may benefit from occasional leaching with clear water to prevent salt accumulation. Excessive salt accumulation can cause bronzing, leaf cupping (down) and tip burn. Fertilizer rates maintaining medium EC (below 1.0 mmhos/cm) when combined with PGR applications will result in more flowers on top of the canopy.

Common Problems

Insects: Thrips, Aphids, Fungus Gnats, Mites Diseases: Pythium, Rhizoctonia, Phytophthora, Botrytis, Tomato Spotted Wilt Virus, Impatiens Necrotic Spot Virus, Powdery Mildew, Myrothecium

Finishing Key Tips


Drench with a fungicide at transplant. Feed plants moderately. Overfeeding leads to lush, leafy plants at the expense of flowers. 1 or 2 applications of paclobutrazol spray at 2 to 5 ppm can control height without reducing flower size. A paclobutrazol drench at 0.125 to 0.25 ppm is also effective, but may stunt less vigorous varieties (See Table 1 for vigour ratings). Start with low rates and adjust as necessary. Negative DIF and DROP work well for New Guinea Impatiens height control. Florel is not needed to promote branching. High vigour: Blue Pearl, Orange Bronze Leaf, Scarlet Bronze Leaf Mid vigour: Lavender Improved, Orange, White, Orchid, Lipstick, Red Low vigour: Violet, Pink, Burgundy

NOTE: Growers should use the information presented here as guidelines only. PanAmerican Seed recommends that growers conduct a trial of products under their own conditions. Crop times will vary depending on the climate, location, time of year, and greenhouse environmental conditions. It is the responsibility of the grower to confirm the treatment is available in their region as well as read and follow all the current label directions relating to the products. Nothing herein shall be deemed a warranty or guaranty by PanAmerican Seed of any products listed herein. PanAmerican Seed's terms and conditions of sale shall apply to all products listed herein.


Variety Pictures




Blue Pearl




Lavender




Lipstick




Orange




Orange Bronze Leaf



Orchid



Red



Violet



White



Mixture



Mystic Mixture



Salsa Mixture

PanAmericanSeed™

PanAmerican Seed Co.
622 Town Road, West Chicago, Illinois, USA, 60185-2698
630 231-1400 Fax: 630 231-3609 PanAmSeed.com

™ denotes a trademark of and ® denotes a registered trademark of Ball Horticultural Company in the US. It may also be registered in other countries.
©2019 Ball Horticultural Company